


# Domino Card

**Step 1 - Preparation**  
Prepare a black card with two white spots on one side and five spots on the other side as shown. (The audience should never see this view of the card.)



**Step 2 - To Perform**  
Keep the card out of view then pick it up in your left hand with the two-spot side showing. The fingers of your left hand cover one of the dots. Say "I have a card with one spot."




**Step 3**  
Reach behind the card with your right hand and flip it from right to left to reveal 4 spots (Your right hand covers one spot.) Say "On this side there are four spots."




#### Step 4

Reach behind the card with your left hand and flip it up and over to reveal 3 spots. (Your hand covers the blank area and the audience presumes that there is a spot under your hand.) Say "Now on this side there are 3 spots."



#### Step 5

Reach behind the card with your right hand and flip it from right to left to reveal 6 spots (Your hand covers the blank area and the audience presumes that there is a spot under your hand.) Say "And on this side 6 spots."



#### Step 6 - Repeat

Repeat the sequence as you say "Once again, one spot on this side... four on the back... now three... and six." Then put the card out of sight as you receive well-deserved applause.

